

# TACOCONTROL FLOWMETER

## FLOW INDICATOR



### ADVANTAGES

- The flow rate is displayed directly in l/min
- Accurate and quick indication of flow rates without additional measuring devices
- Low pressure loss
- Eurocone bore hole
- Can be installed in any position
- Compact design

Direct indications of flows in hydraulic systems.

### DESCRIPTION

The FlowMeter offers an accurate and convenient indication of flow rates in heating -, ventilation -, air conditioning- and cooling systems. Due to the compact design of the FlowMeter, the installation of a flow rate indicator is possible, even at most limited space. The particular connection is suitable for a direct and economic fit to components with eurocone adaptors. Installed on heating manifolds or on a valve, the FlowMeter forms an economical extension of the function with big benefits.

For example, each throttle valve in addition with a FlowMeter turns into a multi function valve for the balancing and the indication of flow rates.

With the FlowMeter, any qualified fitter can read the appropriate flow rate easily on site, without any additional measuring device or special training

### INSTALLATION POSITION

The valve can be installed in a horizontal, vertical or inclined position. Care should be taken in order to ensure that the arrow is pointing in the direction of the flow

Noise can be avoided by installing a short calming section in front of the flow meter.

### OPERATION

The flow measurement is based on the principle of a baffle float with countersprings.

The flow rate is displayed on a calibrated scale by an integrated flowmeter.

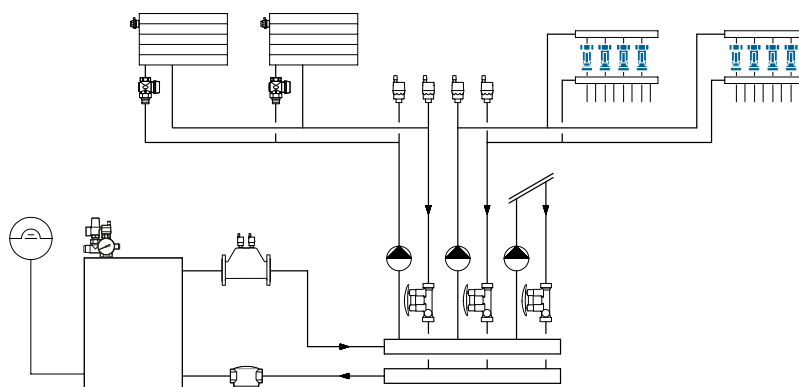
The reading position is the bottom line of the baffle float.

### BUILDING CATEGORIES

For pipe installations in heating and cooling area:

- Apartment blocks, housing estates, multiple dwelling units
- Residential care facilities and hospitals
- Administration and service buildings
- Hotels and restaurants, industrial kitchens
- School buildings and sports facilities
- Commercial and industrial buildings

### SYSTEM/BASIC DIAGRAM



TACOCONTROL FLOWMETER | FLOW INDICATOR

SPECIFICATION TEXT

See [www.taconova.com](http://www.taconova.com)

TECHNICAL DATA

General

- Operating temperature  $T_{0\max}$ : 100 °C
- Operating pressure  $P_{0\max}$ : 10 bar
- Measuring accuracy:  
±10 % of the indicated value
- $k_{VS}$  value and measurement range  
see «Type overview»
- Thread G (cylindrical) to ISO 228
- 18 mm hole
- 3/4" euro cone acc. to EN 16313

Material

- Housing: brass
- Inside: stainless steel, brass, plastic
- Sight glass: heat- and impact resistant plastic
- Seals: EPDM

Fluids

- Heating water (VDI 2035;  
SWKI BT 102-01; ÖNORM H 5195-1)
- Potable water (DIN 1988-200)
- Water and proprietary additives  
used against corrosion and freezing  
up to 50%

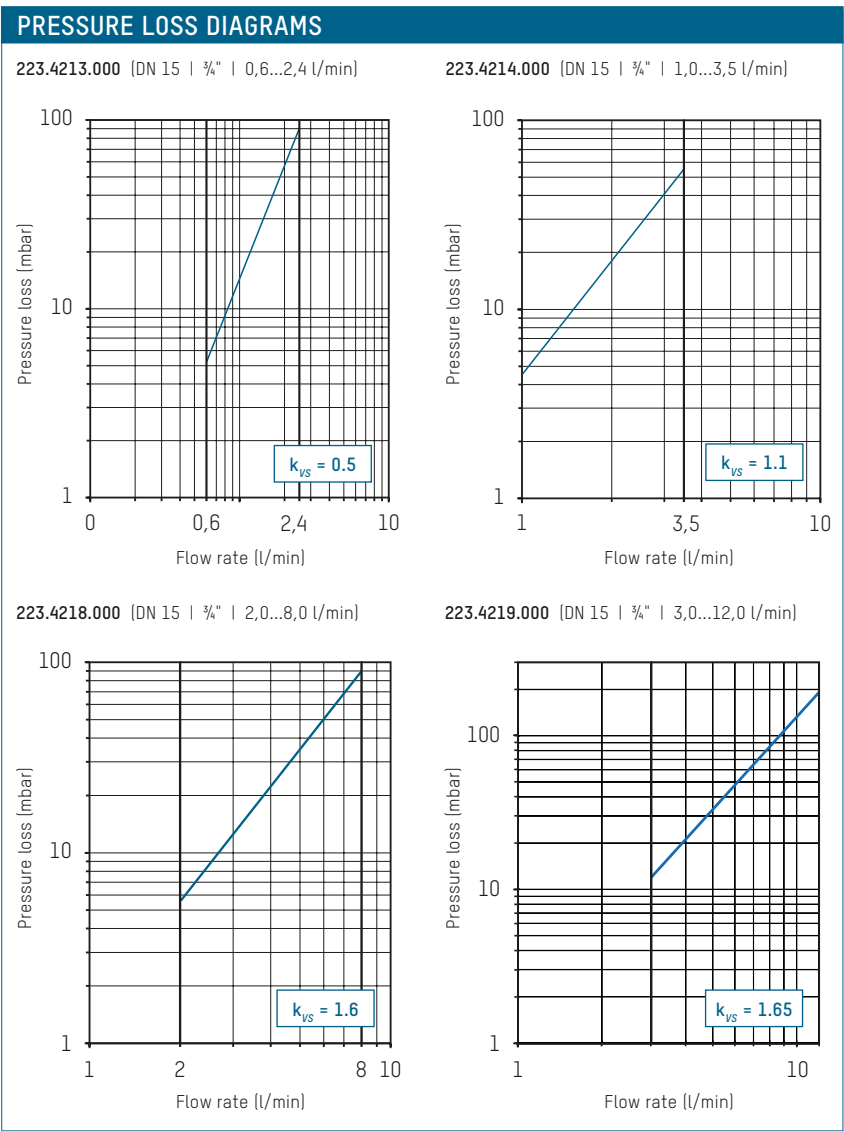
APPROVALS / CERTIFICATES

- Housing parts: DVGW (UBA hygiene conformity), ACS

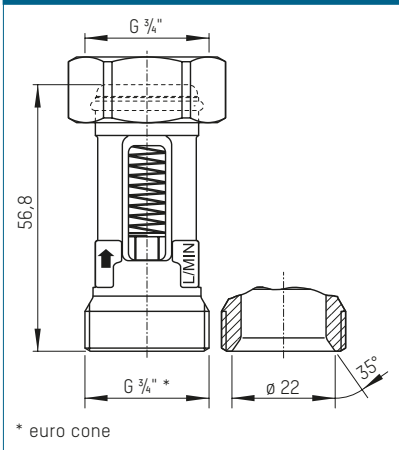
TYPE OVERVIEW

TacoControl FlowMeter | Flow meter with direct indication

Order no.	DN	G×G	Measuring range	$k_{VS}$ (m³/h)
223.4213.000	15	3/4" × 3/4"	0,6 – 2,4 (l/min)	0.5
223.4214.000	15	3/4" × 3/4"	1,0 – 3,5 (l/min)	1.1
223.4218.000	15	3/4" × 3/4"	2,0 – 8,0 (l/min)	1.6
223.4219.000	15	3/4" × 3/4"	3,0 – 12,0 (l/min)	1.65



DIMENSIONAL DRAWING



CONTACT AND FURTHER INFORMATION

[TACONOVA.COM](http://TACONOVA.COM)

**Taconova Group AG** | Neunbrunnenstrasse 40 | CH-8050 Zürich | T +41 44 735 55 55 | F +41 44 735 55 02 | [group@taconova.com](mailto:group@taconova.com)  
**Taconova UK Ltd** | 2a Baxter Road | Sheffield S6 1JF | England | T +44 (0) 114 231 3700 | [adminuk@taconova.com](mailto:adminuk@taconova.com) | [taconova.uk](http://taconova.uk)