

# TACOTHERM FRESH PETA2 (C/CL)

CENTRALISED HIU WITH HIGH-EFFICIENCY PUMPS



Centralised heat interface unit for hygienically heating drinking water in accordance with the continuous flow principle with and without dual-zone return stratification of the storage tank.

## DESCRIPTION

The TacoTherm Fresh Peta2 [C/CL] is a centralised heat interface unit used for on-demand preparation of domestic hot water in accordance with the continuous flow principle. It retrieves the heat from the storage tank of an existing or new heating system, which uses solid-fuel boilers, heat pumps, solar systems, etc. as a heat source. The station replaces the storage of hot drinking water and thus provides a high degree of protection against Legionella by avoiding water stagnation.

## INSTALLATION POSITION

Vertical wall-mounting in the vicinity of the hot water storage tank or on the tank itself.

## OPERATION

Drinking water is heated to the defined dispensing temperature in the TacoTherm Fresh Peta2 [C/CL] in accordance with the continuous flow principle. The integrated heat exchanger is supplied with as little hot water from the storage tank as is required to maintain a constant dispensing temperature.

## ADVANTAGES

### Compact and versatile

- Models: with and without circulation pump, dual-zone return stratification
- Cascading possible

### Secure

- Integration in building control system via optionally available eLink ModBus RTU interface
- Integrated safety subassembly and soft-close valves

### Simple

- Valves and components are fully preassembled and ready for connection

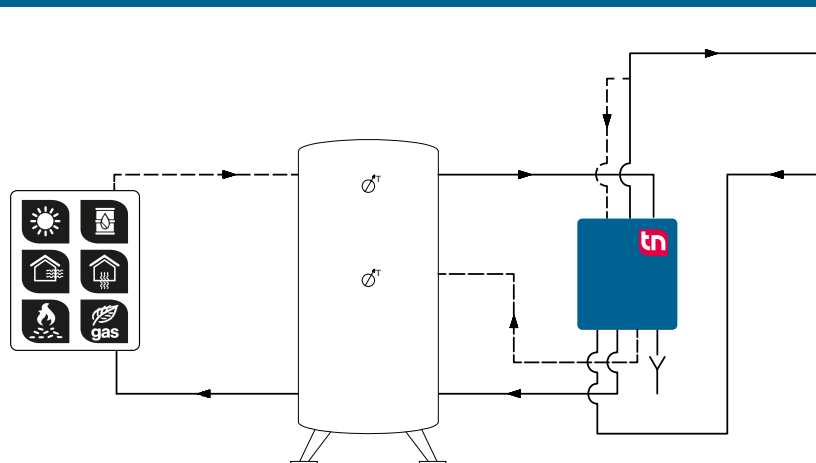
### Efficient

- High transmission performance and low pressure loss thanks to microplate plate heat exchanger

A low return temperature of the heating water to the storage tank can be expected owing to the special design of the heat exchanger. In recording the temperature difference and flow rate data, the electronic regulator simultaneously records and stores the quantity of heat consumed. In addition to an additional circulation pump that can be installed, the TacoTherm Fresh Peta2 [C/CL] can also be supplied with a switching valve for dual-zone return stratification.

The primary pump, circulation pump as well as load valve are controlled by the integrated regulator in accordance with specifications.

## SYSTEM/BASIC DIAGRAM



## BUILDING CATEGORIES

- Apartment blocks
- Housing estates
- Multiple dwelling units
- Residential care facilities and hospitals
- Administration and service buildings
- Hotels and restaurants, industrial kitchens
- School buildings and sports facilities
- Commercial and industrial buildings, industrial facilities
- Facilities with partial use – for example barracks, camping sites, etc.

# TACOTHERM FRESH PETA2 (C/CL) | CENTRALISED HEAT INTERFACE UNIT

## SPECIFICATION TEXT

See [www.taconova.com](http://www.taconova.com)

## TECHNICAL DATA

### General

- TacoTherm Fresh Peta2 controller with display
- Weight (empty): 39.5 – 43 kg
- Overall dimensions (incl. hood):  
W 530 mm × H 854 mm × D 194 mm

### Material

- Base plate: Galvanized sheet steel
- Hood: stylish EPP insulation
- Pumps:
  - Primary: Cast iron
  - Secondary: PPS (plastic, approved for drinking water)
- Valve housing: Brass
- Pipes:
  - Primary/secondary DN 32, stainless steel 1.4404
  - Circulation DN 25, stainless steel 1.4404
- Microplate plate heat exchanger:
  - Plates and connector pieces: Stainless steel 1.4401
  - Heat exchanger solder: 99.99 % copper (on request: stainless steel solder)
- Seals: AFM flush seal

### Primary side

- Operating temperature  $T_{0 \max}$ : 95 °C
- Operating pressure  $P_{0 \max}$ : 10 bar
- Primary pump: Wilo-Para G 25-130/PWM1

### Secondary side

- Operating temperature  $T_{0 \max}$ : 85 °C
- Operating pressure  $P_{0 \max}$ : 10 bar
- Safety valve (intrinsic safety): 10 bar
- Circulation pump: TacoFlow2 Pure 15-40/130 C6

### Electrical connection data

- Mains voltage: 230 VAC ± 10 %
- Mains frequency: 50...60 Hz
- Power consumption: max. 250 W
- 3.5 AT fuse
- eBus interface
- Protection type: IP 40

### Flow media

- Heating water (VDI 2035; SWKI BT 102-01; ÖNORM H 5195-1)
- Cold water

## APPROVALS / CERTIFICATES

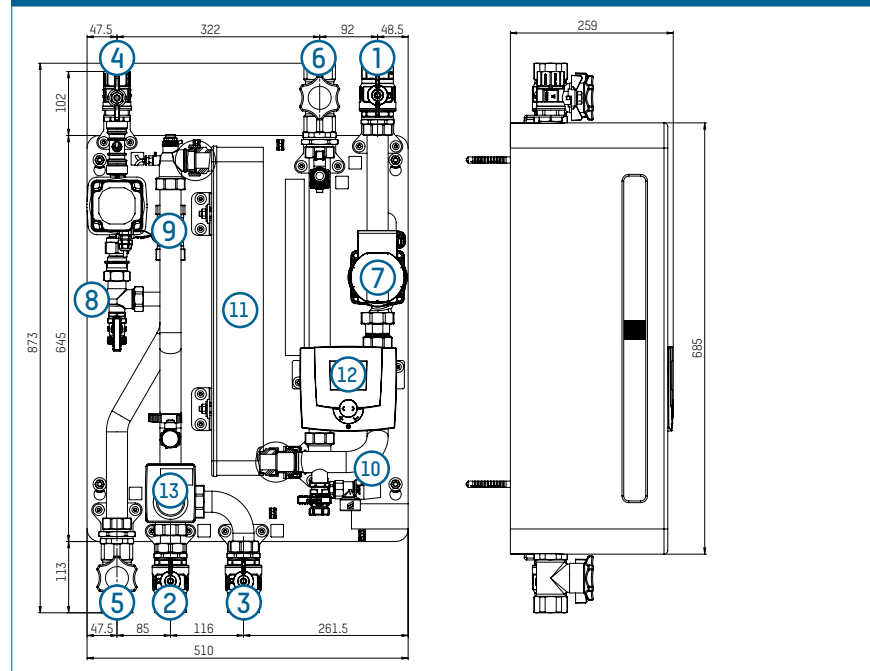
- Components in contact with potable water comply with UBA Evaluation Criteria 26/03/2018 and Directive (EU) 2015/1535
- SVGW: 1808-6782

## TYPE OVERVIEW

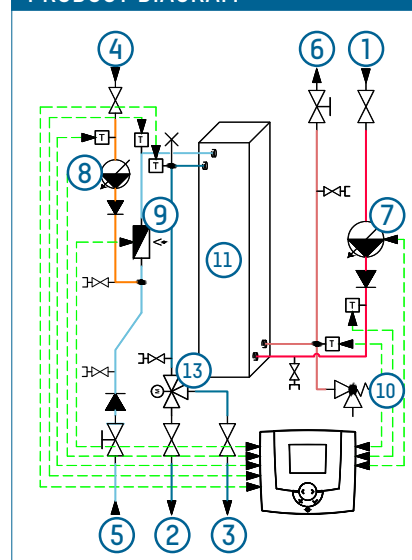
TacoTherm Fresh Peta2 | Centralised heat interface unit

Order no.	Rp 1"	Rp 1 1/4"	Version	Version
272.5066.000		① ② ⑤ ⑥		Without circulating pump, without dual-zone return stratification
273.5266.000	④	① ② ⑤ ⑥	C	With circulating pump, without dual-zone return stratification
273.5269.000	④	① ② ③ ⑤ ⑥	CL	With circulating pump and dual-zone return stratification

## DIMENSIONAL DRAWING



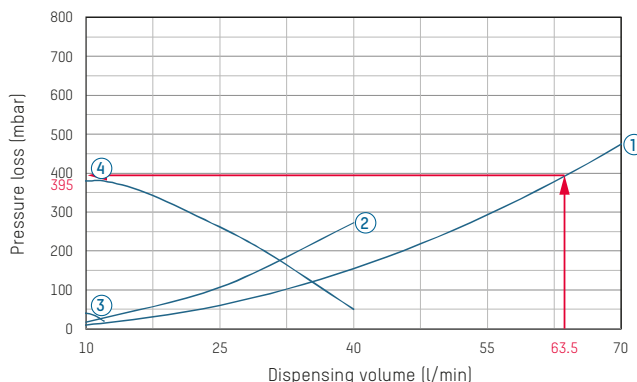
## PRODUCT DIAGRAM



- 1 Primary hot water flow
- 2 Primary hot water return 1 (integration of storage tank below)
- 3 Primary hot water return 2 (integration of storage tank in center in CL models)
- 4 Circulation (C/CL version) (1")
- 5 Cold water connection
- 6 Hot water connection
- 7 Primary pump
- 8 Circulation pump (C/CL version)
- 9 Flow rate sensor
- 10 Safety valve
- 11 Heat exchanger
- 12 Regulator
- 13 Switching valve (CL version)

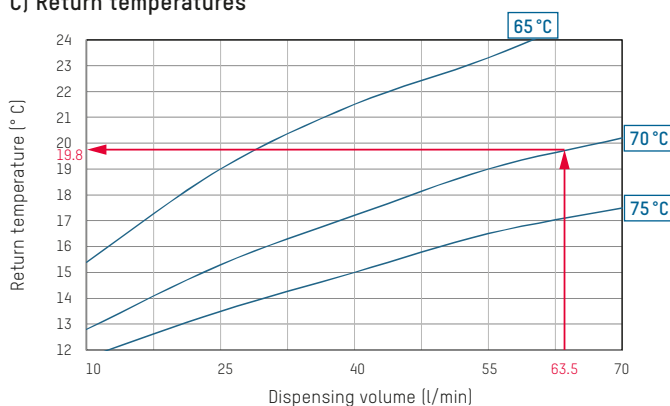
## FLOW AND PRESSURE LOSS DIAGRAMS COLD WATER HEATING AT 50K (10 ... 60 °C)

### D) Secondary pressure loss

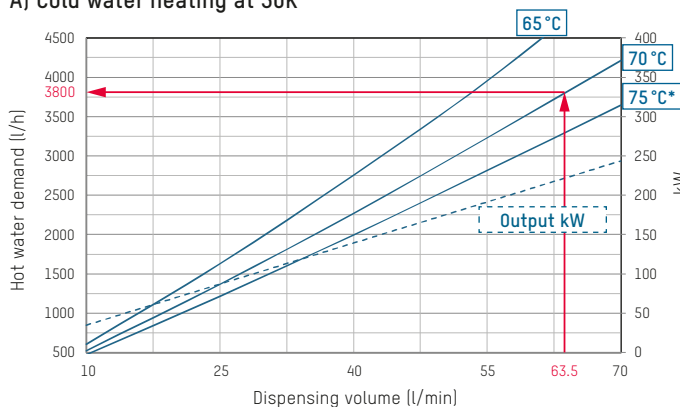


- 1 Secondary pressure loss
- 2 Secondary pressure loss in circulation
- 3 Circulation pump min
- 4 Circulation pump max
- 5 Primary pressure loss
- 6 Pump characteristic primary side

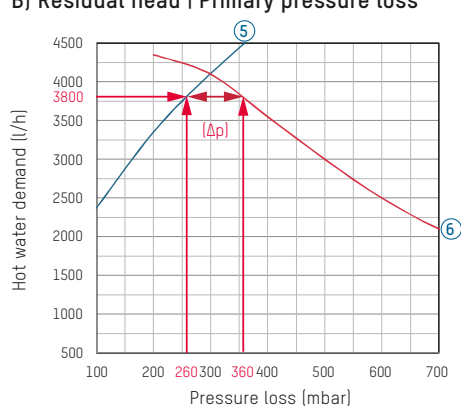
### C) Return temperatures



### A) Cold water heating at 50K



### B) Residual head | Primary pressure loss



## EXAMPLE FOR INTERPRETING THE FLOW RATE AND PRESSURE LOSS DIAGRAMS

### Given

- Hot water dispensing volume: 63.5 l/min
- Primary heating flow temperature: 70 °C

### Sought

- Hot water demand (l/h)
- Primary heating return temperature in °C
- Secondary pressure loss in mbar
- Primary pressure loss in mbar

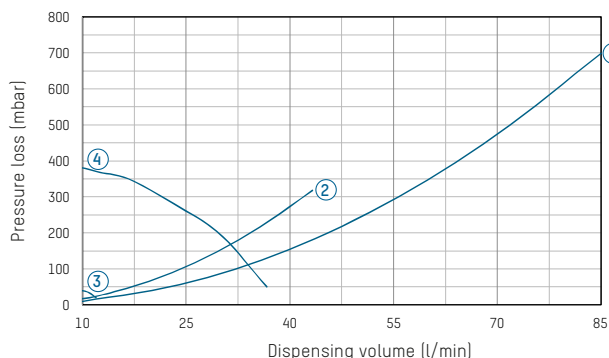
### Approach

- In Diagram A) the hot water demand at the intersection point of the dispensing volume of 63.5 l/min and primary flow temperature of 70 °C is 3800 l/h.
- In Diagram B) the primary pressure loss for a hot water demand of 3800 l/h is 260 mbar. The pump delivery head is 360 mbar, discounting the pressure loss this gives rise to a residual pump head of 100 mbar ( $\Delta p$ ).

- In Diagram C) the primary return temperature for a given dispensing volume of 63.5 l/min and the selected flow temperature of 70 °C is 19.8 °C.
- In Diagram D) the secondary pressure loss for the given data is 395 mbar

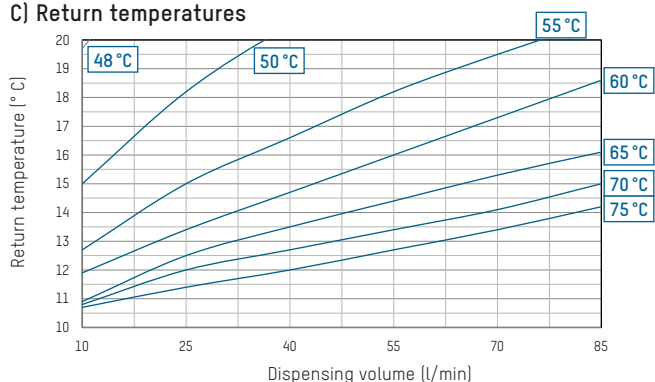
## FLOW AND PRESSURE LOSS DIAGRAMS COLD WATER HEATING AT 35K (10 ... 45 °C)

### D) Secondary pressure loss

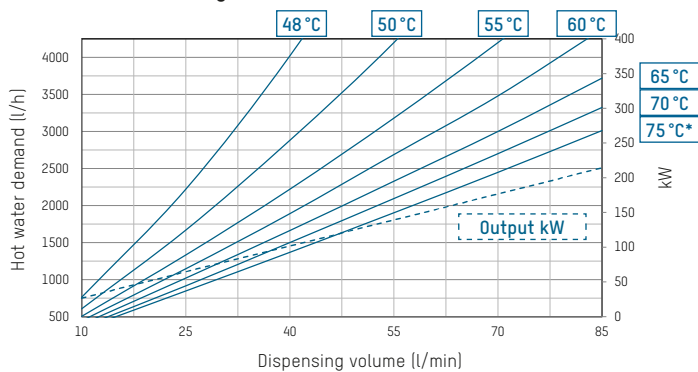


- 1 Secondary pressure loss
- 2 Secondary pressure loss in circulation
- 3 Circulation pump min
- 4 Circulation pump max
- 5 Primary pressure loss
- 6 Pump characteristic primary side

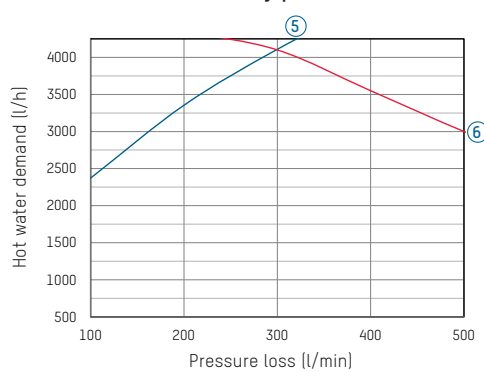
### C) Return temperatures



### A) Cold water heating at 35K



### B) Residual head | Primary pressure loss



## NOTE

### REQUIREMENTS FOR FLOW MEDIA

The units use a copper-soldered stainless steel plate heat exchanger as standard. It must be checked prior to use in the framework of system planning whether the issues of corrosion protection and scale formation have been sufficiently taken into account in accordance with DIN 1988200 and current drinking water analyses according to DIN EN 8065. See datasheet „Plate Heat Exchanger Requirements - Limit Values for Drinking Water Quality“.

## ACCESSORIES




## COMPONENTS FOR REMOTE ACCESS

Order no.	Rp	Description
296.7027.000		eLink ModBus RTU interface
296.7028.000		eLink RC7020 interface

## ACCESSORIES FOR CASCADES

Order no.	Rp	Description
295.0400.000		Basic construction kit
295.0401.000		Extension kit
296.7026.000		Second zone valve for basic construction kit (sequence switching operation)
296.7024.000	1 1/4"	External storage restratification
296.7025.000	2"	External storage restratification
296.0502.000		External circulation

## SAMPLE ORDER



## CASCADE MODULE

With integrated circulation and storage stratification

Order no.	2-way cascade	3-way cascade	4-way cascade	5-way cascade
272.5066.000	1	2	3	4
273.5269.000	1	1	1	1
295.0400.000	1	1	1*	1*
295.0401.000	0	1	2*	3*

With external circulation and external storage stratification

Order no.	2-way cascade	3-way cascade	4-way cascade	5-way cascade
272.5066.000	2	3	4	5
295.0400.000	1	1	1*	1*
295.0401.000	0	1	2*	3*
296.7024.000	1*	0	0	0
296.7025.000	0	1	1	1
296.0502.000	1	1	1	1

\* Attention: Note pressure losses in the cascade pipe sets and diverting valves.

## CASCADE MODULE WITH TACOTHERM CIRC PETA2 CIRCULATION STATION

Cascade circuit with circulation module

Order no.	2-way cascade	3-way cascade	4-way cascade	5-way cascade
272.5066.000	2	3	4	5
272.0217.000	1	1	1	1
295.0400.000	1	1	1	1
295.0402.000	1	1	1	1
295.0401.000	0	1	2	3

## CONTACT AND FURTHER INFORMATION

TACONOVA.COM

Taconova Group AG | Neunbrunnenstrasse 40 | CH-8050 Zürich | T +41 44 735 55 55 | F +41 44 735 55 02 | group@taconova.com  
 Taconova UK Ltd | 2a Baxter Road | Sheffield S6 1JF | England | T +44 (0) 114 231 3700 | adminuk@taconova.com | taconova.uk