


TACOSSETTER RONDO

BALANCING VALVE



Direct regulation and indication of flows to consumers.

DESCRIPTION

Direct hydraulic balancing and control of flows to consumers. Balancing valves offer a quick, easy and accurate method of adjusting the flow rates through heating, ventilating and air conditioning systems. Correct balancing of hydraulic circuits allows for lower flow temperatures, resulting in more efficient and economical operation in accordance with the energy saving regulations provided for by legislation. With TacoSetter Rondo balancing valves, any qualified fitter can set the appropriate water distribution, thus avoiding investments in training and costly measuring devices.

INSTALLATION POSITION

The balancing valve requires a straight section of pipe of the same length and diameter TacoSetter Rondo. The valve can be installed in a horizontal, vertical or inclined position. Care should be taken in order to ensure that the arrow is pointing in the direction of the flow.

OPERATION

The flow measurement is based on the displacement principle of a baffle disk, which is inserted in a measuring tube. The movement of the baffle disk is transformed to the sight glass by a mechanical device. The scale printed on the sight glass allows the flow rate to be read with ease.

ADVANTAGES

- Accurate and quick balancing without diagrams, tables or measuring devices
- The flow rate is displayed directly in l/min
- Variable installation position, maintenance-free, compact
- Regulating valve with isolating facility (rest leakage possible)
- Self-sealing screw connector
- Valve adjustment tool integrated in protective cover

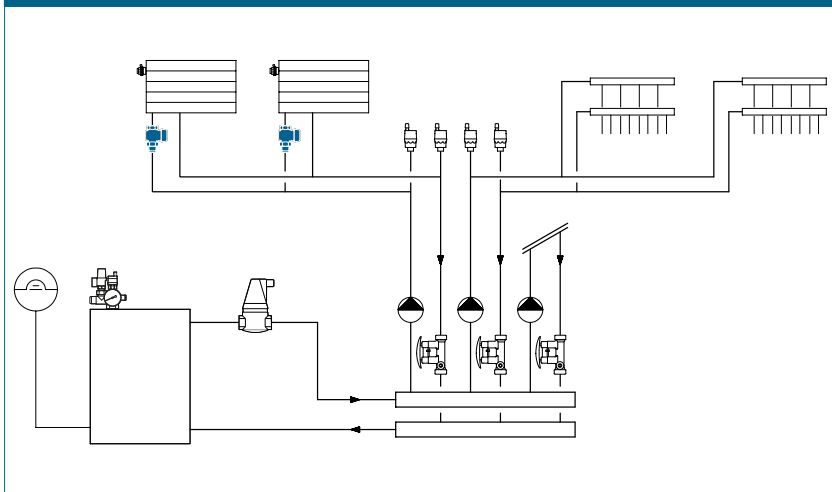
Turning the sight glass changes the opening profile of the valve and allows the desired flow rate to be set.

BUILDING CATEGORIES

For pipe installations in heating and cooling area:

- Apartment blocks, housing estates, multiple dwelling units
- Residential care facilities and hospitals
- Administration and service buildings
- Hotels and restaurants, industrial kitchens
- School buildings and sports facilities
- Commercial and industrial buildings
- Facilities with partial use, such as barracks, camping sites

SYSTEM/BASIC DIAGRAM



TACOSSETTER RONDO | BALANCING VALVE

SPECIFICATION TEXT

See www.taconova.com

TECHNICAL DATA

General

- Admissible operating parameters
 $T_{0\ max}$ und $P_{0\ max}$: see pressure temperature curve (for applications below 0°C, contact Taconova)
- Measuring accuracy:
 - <2 l/min: = ±20% of the indicated value
 - >2 l/min: = ±10% of the indicated value
- ¾" euro cone acc. to EN 16313, female thread to EN 10226-1 or male thread G (cylindrical) to DIN ISO 228

Material

- Housing: brass
- Inside: plastic
- Sight glass: heat- and impact-resistant plastic
- Sealing: EPDM

Fluids

- Heating water (VDI 2035; SWKI BT 102-01; ÖNORM H 5195-1)
- Corrosion and antifreeze additives (glycol) up to 50% designed for heating systems (see document «Glycol correction curves»)

SERVICE

- Clean only with water, avoid contact with chemicals

TYPE OVERVIEW

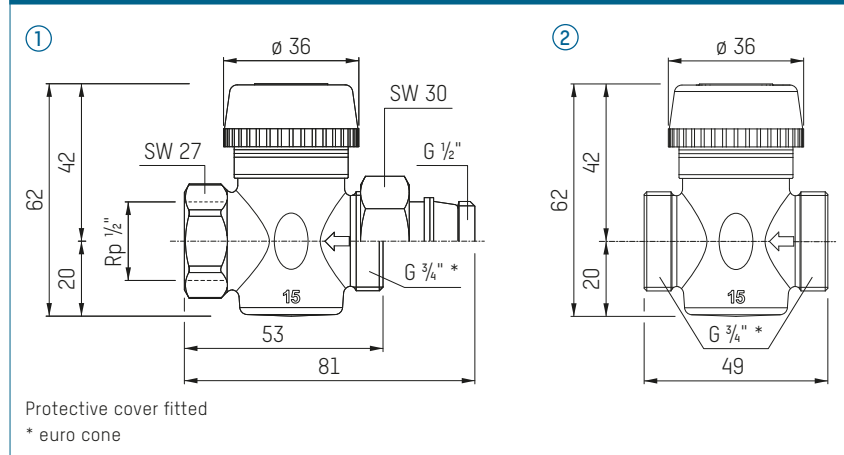
TacoSetter Rondo | Balancing valve with screw connector

Order no.	DN	Thread	Measuring range	k_{vs} (m³/h)
223.3206.000 ①	15	Rp ½" × G ½"	0 – 8 (l/min)	1,0

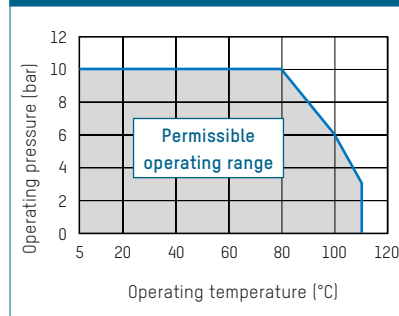
TacoSetter Rondo | Balancing valve without screw connector

Order no.	DN	Thread	Measuring range	k_{vs} (m³/h)
223.3206.325 ①	15	Rp ½" × G ¾"	0 – 8 (l/min)	1,0
223.3206.341 ②	15	G ¾" × G ¾"	0 – 8 (l/min)	1,0

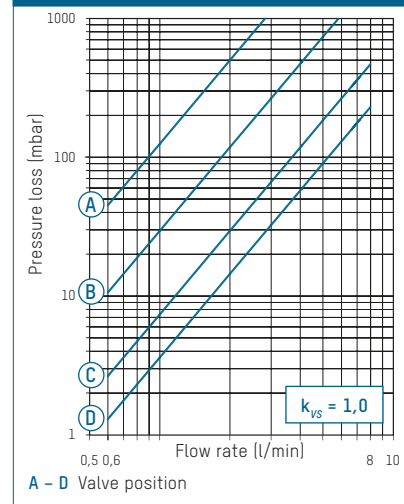
DIMENSIONAL DRAWING



PRESSURE - TEMPERATURE CURVE



PRESSURE LOSS DIAGRAM



ACCESSORIES



SCREW CONNECTIONS FEMALE THREAD RP

Comprises a cap nut and insert

Order no.	DN	Thread	Version for
210.6221.000	15	G ¾" × R ½"	½" thread, conically sealing
210.6222.000	15	G ¾" × R ½"	½" thread, self-sealing

CONTACT AND FURTHER INFORMATION

TACONOVA.COM

Taconova Group AG | Neunbrunnenstrasse 40 | CH-8050 Zürich | T +41 44 735 55 55 | F +41 44 735 55 02 | group@taconova.com
 Taconova UK Limited | AMP Technology Centre | Brunel Way | Rotherham | S60 5WG | T +44 114 231 3700 | adminuk@taconova.com