

# TACOTHERM FRESH MEGA3 X (C/CL)

CENTRALISED HIU WITH HIGH-EFFICIENCY PUMPS



## ADVANTAGES

### Compact and versatile

- Models: with and without circulation pump, dual-zone return stratification
- Cascading possible

### Secure

- Integration in building control system via optionally available eLink ModBus RTU interface
- Integrated safety subassembly and soft-close valves

### Simple

- Valves and components are fully preassembled and ready for connection

### Efficient

- Simple and fast commissioning

Centralised heat interface unit for hygienically heating drinking water in accordance with the continuous flow principle with innovative regulation technology

## DESCRIPTION

The TacoTherm Fresh Mega3 X (C/CL) is a centralised heat interface unit used for on-demand preparation of domestic hot water in accordance with the continuous flow principle. It retrieves the heat from the storage tank of an existing or new heating system, which uses solid-fuel boilers, heat pumps, solar systems, etc. as a heat source. The station replaces the storage of hot drinking water and thus provides a high degree of protection against Legionella by avoiding water stagnation.

## INSTALLATION POSITION

Vertical wall-mounting in the vicinity of the hot water storage tank or on the tank itself.

## OPERATION

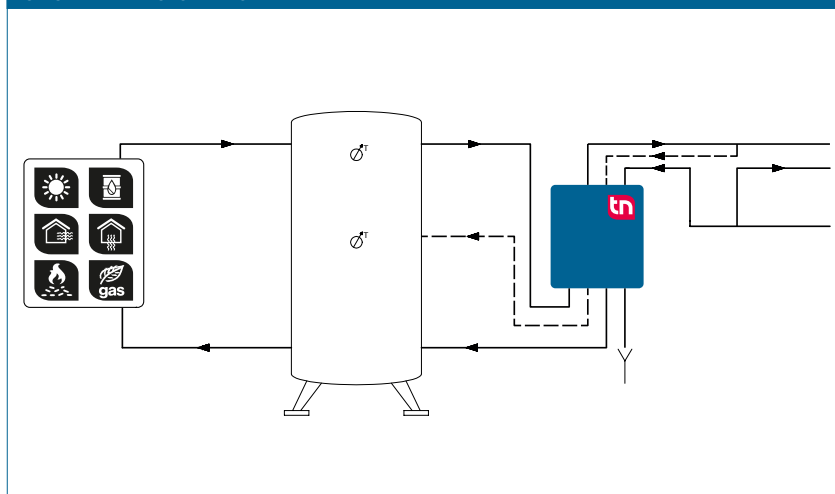
Drinking water is heated to the defined dispensing temperature in the TacoTherm Fresh Mega3 X (C/CL) in accordance with the continuous flow principle. The integrated heat exchanger is supplied with as little hot water from the storage tank as is required to maintain a constant dispensing temperature.

The latest pump and regulation technology is used. In recording the temperature difference and flow rate data, the electronic regulator simultaneously records and stores the quantity of heat consumed. In addition to an additional circulation pump that can be installed, the TacoTherm Fresh Mega3 X (C/CL) can also be supplied with a switching valve for dual-zone return stratification. The primary pump, circulation pump as well as load valve are controlled by the integrated regulator in accordance with specifications.

## BUILDING CATEGORIES

- Apartment blocks
- Housing estates
- Multiple dwelling units
- Smaller public buildings
- Facilities with partial use – for example barracks, camping sites, etc.

## SYSTEM/BASIC DIAGRAM



# TACOTHERM FRESH MEGA3 X | CENTRALISED HEAT INTERFACE UNIT

## SPECIFICATION TEXT

See [www.taconova.com](http://www.taconova.com)

## TECHNICAL DATA

### General

- TacoTherm Fresh Mega3 X controller
- Weight (empty): 19.5 – 22 kg
- Overall dimensions (incl. hood):  
W 470 mm × H 685 mm × D 193 mm

### Material

- Base plate: Galvanized sheet steel
- Rear panel and hood: EPP design insulation
- Pumps:
  - Primary: Cast steel
  - Secondary: PPS (plastic, approved for drinking water)
- Valve housing: Brass
- Pipes: DN 20 stainless steel 1.4404
- Plate heat exchanger:
  - Plates and connector pieces: Stainless steel 1.4401
  - Heat exchanger solder: 99.99 % copper (on request: stainless steel solder)
- Seals: AFM flush seal

### Primary side

- Operating temperature  $T_{0\ max}$ : 95 °C
- Operating pressure  $P_{0\ max}$ : 10 bar
- Primary pump: Wilo ParaG 25-130/9-87/PWM1

### Secondary side

- Operating temperature  $T_{0\ max}$ : 85 °C
- Operating pressure  $P_{0\ max}$ : 10 bar
- Safety valve (intrinsic safety): 10 bar
- Circulation pump: TacoFlow2 Pure C 15-40/130 C6

### Electrical connection data

- Mains voltage: 230 VAC ± 10 %
- Mains frequency: 50...60 Hz
- Power consumption: max. 250 W
- 3.5 AT fuse
- eBus interface
- Protection type: IP 40

### Flow media

- Heating water (VDI 2035; SWKI BT 102-01; ÖNORM H 5195-1)
- Cold water

## APPROVALS / CERTIFICATES

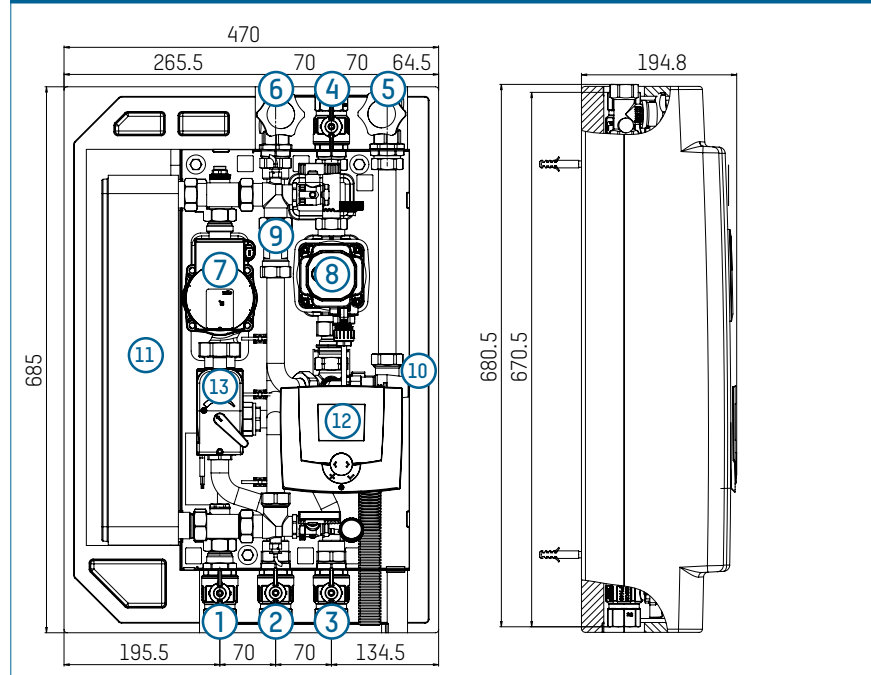
- Components in contact with potable water comply with UBA Evaluation Criteria 26/03/2018 and Directive (EU) 2015/1535
- SVGW: 1808-6783

## TYPE OVERVIEW

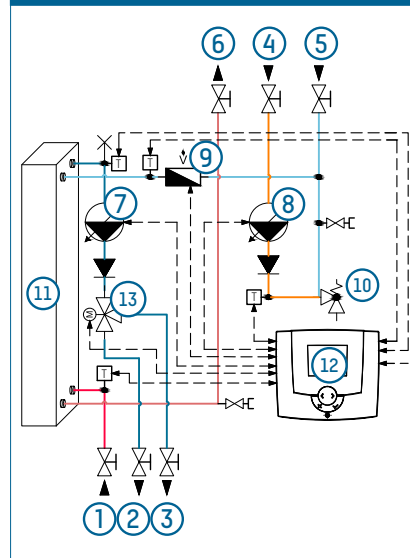
TacoTherm Fresh Mega3 X | Centralised heat interface unit

Order no.	Rp 3/4"	Rp 1"	Version	Version
272.5076.000	⑤ ⑥	① ②	X	Without circulating pump, without dual-zone return stratification
273.5276.000	⑤ ⑥	① ③ ④	XC	With circulating pump, without dual-zone return stratification
273.5279.000	⑤ ⑥	①-④	XCL	With circulating pump and dual-zone return stratification

## DIMENSIONAL DRAWING



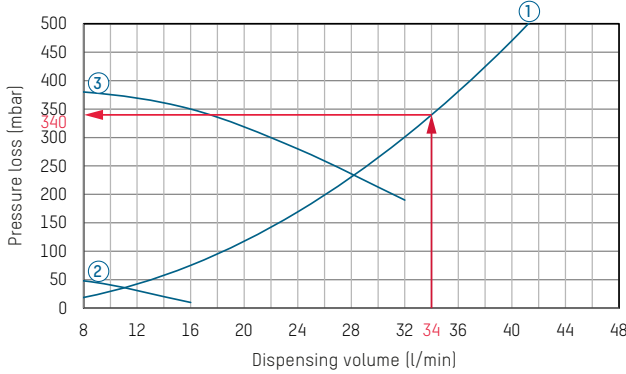
## PRODUCT DIAGRAM



- Primary hot water flow
- Primary hot water return 1 (integration of storage tank in center in CL models)
- Primary hot water return 2 (integration of storage tank below)
- Circulation [C/CL version]
- Cold water connection (3/4")
- Hot water connection
- Primary pump
- Circulation pump [C/CL version]
- Flow rate sensor
- Safety valve
- Heat exchanger
- Regulator
- Switching valve [CL version]

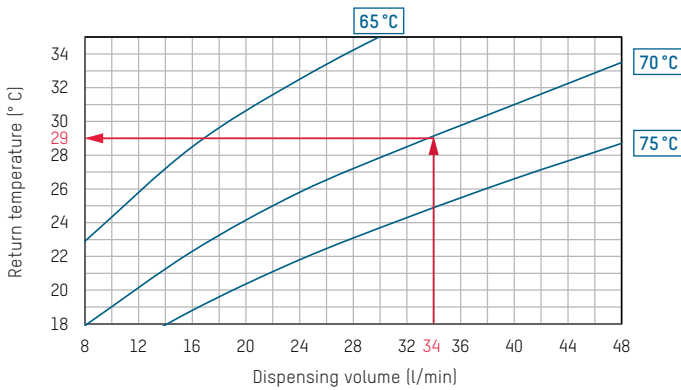
**FLOW AND PRESSURE LOSS DIAGRAMS  
COLD WATER HEATING AT 50K (10 ... 60 °C)**

**D) Secondary pressure loss**

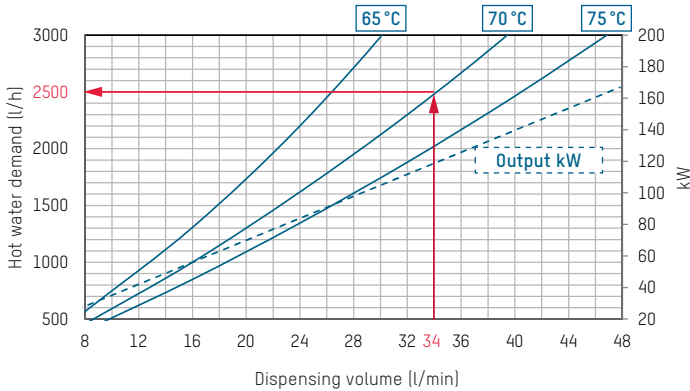


- 1 Pressure loss for cold water and circulation (secondary)
- 2 Circulation pump min
- 3 Circulation pump max
- 4 Primary pressure loss
- 5 Pump characteristic primary side

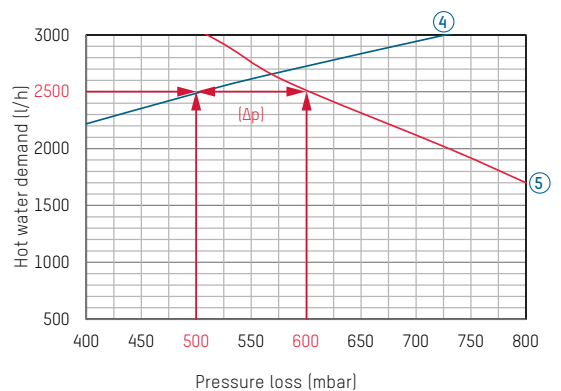
**C) Return temperatures**



**A) Cold water heating at 50K**



**B) Residual head**



**EXAMPLE FOR INTERPRETING THE FLOW RATE AND PRESSURE LOSS DIAGRAMS**

**Given**

- Hot water dispensing volume: 34 l/min
- Primary heating flow temperature: 70 °C

**Sought**

- Hot water demand [l/h]
- Primary heating return temperature in °C
- Secondary pressure loss in mbar
- Primary pressure loss in mbar

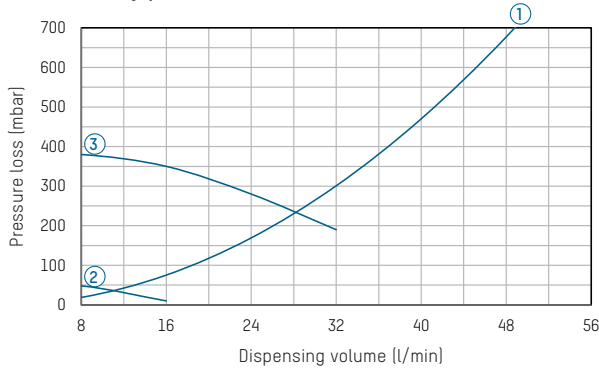
**Approach**

- In Diagram A) the hot water demand at the intersection point of the dispensing volume of 34 l/min and primary flow temperature of 70 °C is 2500 l/h.
- In Diagram B) the primary pressure loss for a hot water demand of 2500 l/h is 500 mbar. The pump delivery head is 600 mbar, discounting the pressure loss this gives rise to a residual pump head of 100 mbar ( $\Delta p$ ).

- In Diagram C) the primary return temperature for a given dispensing volume of 34 l/min and the selected flow temperature of 70 °C is 29 °C.
- In Diagram D) the secondary pressure loss for the given data is 340 mbar.

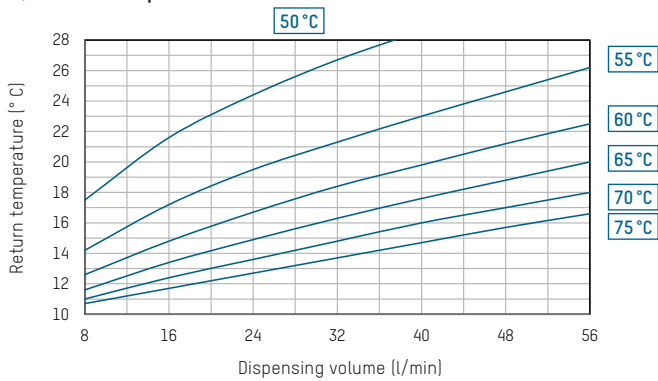
**FLOW AND PRESSURE LOSS DIAGRAMS  
COLD WATER HEATING AT 35K (10 ... 45 °C)**

**D) Secondary pressure loss**

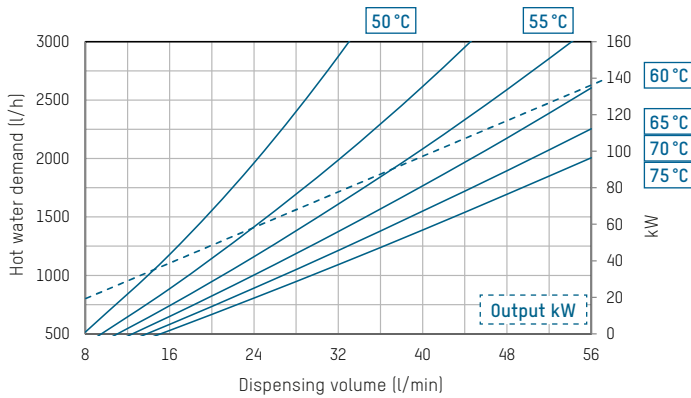


- 1 Pressure loss for cold water and circulation (secondary)
- 2 Circulation pump min
- 3 Circulation pump max
- 4 Primary pressure loss
- 5 Pump characteristic primary side

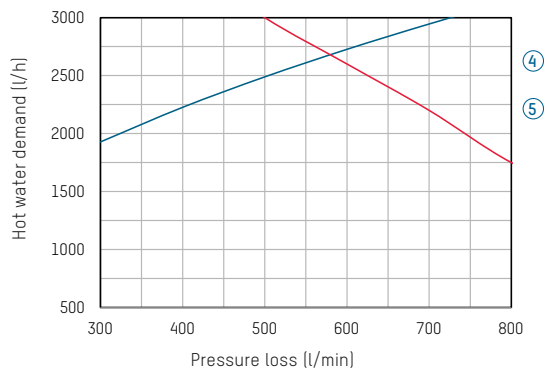
**C) Return temperatures**



**A) Cold water heating at 35K**



**B) Residual head | Primary pressure loss**



**NOTE**

**REQUIREMENTS FOR FLOW MEDIA**

The units use a copper-soldered stainless steel plate heat exchanger as standard. It must be checked prior to use in the framework of system planning whether the issues of corrosion protection and scale formation have been sufficiently taken into account in accordance with DIN 1988200 and current drinking water analyses according to DIN EN 8065. See datasheet „Plate Heat Exchanger Requirements - Limit Values for Drinking Water Quality“.

# TACOTHERM FRESH MEGA3 X | CENTRALISED HEAT INTERFACE UNIT

## ACCESSORIES



## COMPONENTS FOR REMOTE ACCESS

Order no.	Rp	Description
296.7027.000		eLink ModBus RTU interface
296.7028.000		eLink RC7020 interface

## ACCESSORIES FOR CASCADES

Order no.	Rp	Description
295.0500.000		Basic construction kit
295.0501.000		Extension kit
296.7024.000	1 1/4"	External storage restratification
296.7025.000	2"	External storage restratification
296.0502.000		External circulation

## SAMPLE ORDER



## CASCADE MODULE

With integrated circulation and storage stratification

Order no.	2-way cascade	3-way cascade	4-way cascade	5-way cascade
272.5076.000	1	2	3	4
273.5279.000	1	1	1	1
295.0500.000	1	1	1*	1*
295.0501.000	0	1	2*	3*

With external circulation and external storage stratification

Order no.	2-way cascade	3-way cascade	4-way cascade	5-way cascade
272.5076.000	2	3	4	5
295.0500.000	1	1	1*	1*
295.0501.000	0	1	2*	3*
296.7024.000	1*	0	0	0
296.7025.000	0	1	1	1
296.0502.000	1	1	1	1

\* Attention: Note pressure losses in the cascade pipe sets and diverting valves.

## CASCADE MODULE WITH TACOTHERM CIRC MEGA3 X CIRCULATION STATION

Cascade circuit with circulation module

Order no.	2-way cascade	3-way cascade	4-way cascade	5-way cascade
272.5076.000	2	3	4	5
272.0216.000	1	1	1	1
295.0500.000	1	1	1	1
295.0502.000	1	1	1	1
295.0501.000	0	1	2	3