

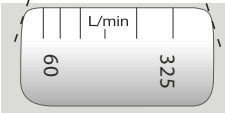
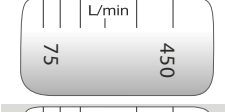

	223.2151.000 60 - 325 l/min
	223.2251.000 75 - 450 l/min
	223.2351.000 100 - 650 l/min

DN 65		298.2321.000 60 - 325 l/min
DN 80		298.2322.000 75 - 450 l/min
DN 100		298.2323.000 100 - 650 l/min

